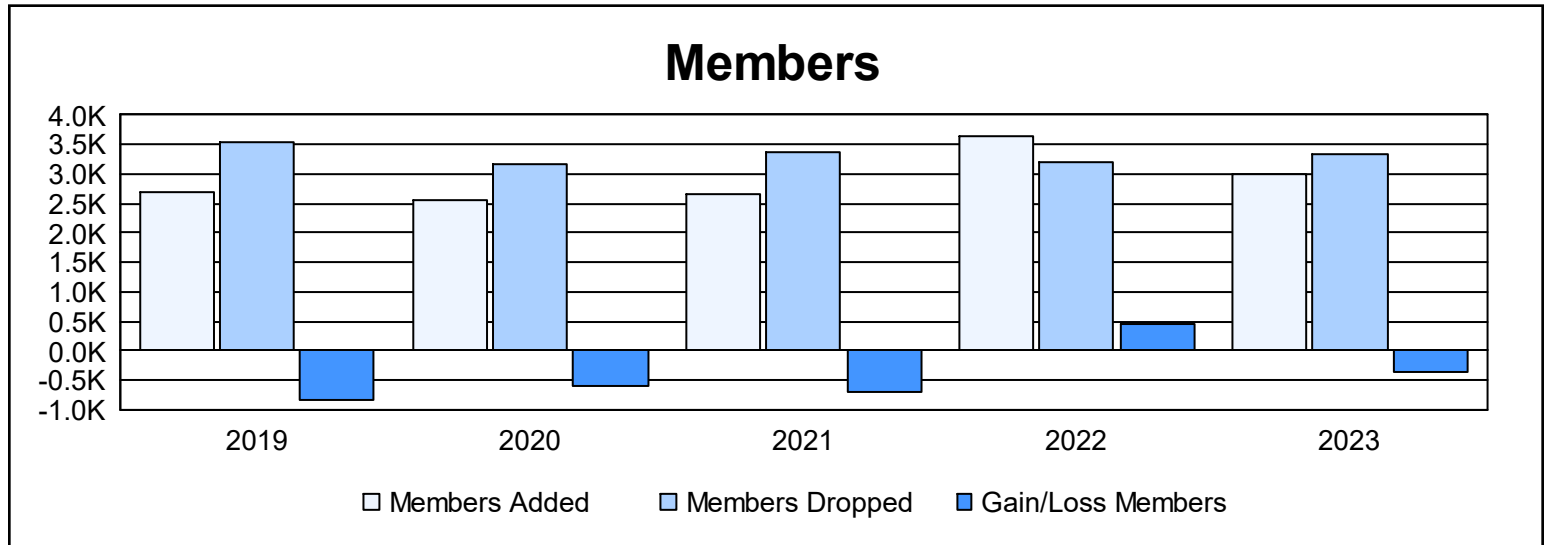
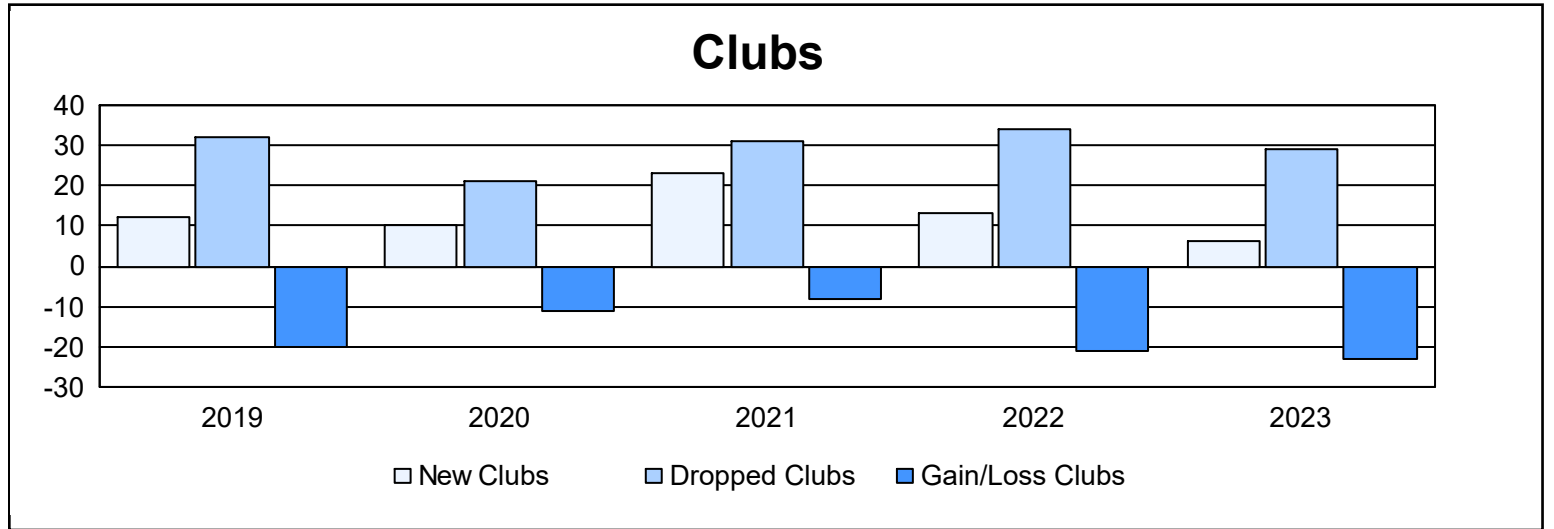
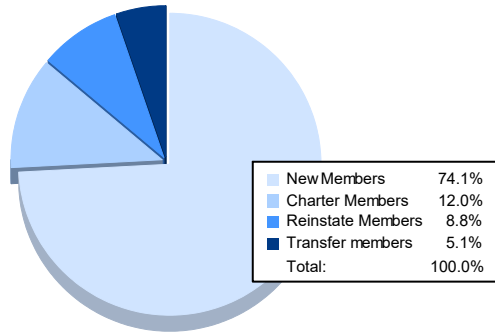


Year	New Clubs	Dropped Clubs	Gain/ Loss Clubs	New Members	Charter Members	Reinstate Members	Transfer Members	Total Member Added	Total Members Dropped	Gain/ Loss Members
2018-2019	12	32	-20	2,026	373	188	109	2,696	3,541	-845
2019-2020	10	21	-11	1,886	390	150	135	2,561	3,156	-595
2020-2021	23	31	-8	1,606	808	139	94	2,647	3,363	-716
2021-2022	13	34	-21	2,775	486	220	149	3,630	3,189	441
2022-2023	6	29	-23	2,218	359	263	154	2,994	3,352	-358
Average	13	29	-17	2,102	483	192	128	2,906	3,320	-415



Membership Composition June 2023 Cumulative



Gender Composition June 2023 Cumulative

